



Description

MGC's SPP-204-WP Weather Protected Speakers are a robust and reliable solution designed to thrive in challenging environments. Crafted for outdoor installations, the MGC's weather protected speakers are fortified against various environmental factors, ensuring unwavering performance in all conditions.

With a temperature range from -40°C to 66°C (-40°F to 151°F), the SPP-204-WP Speakers are engineered to withstand extreme weather conditions, making it a dependable choice for a wide range of outdoor applications.

The SPP-204-WP Speakers are designed for installation on both walls and ceilings. Its design ensures easy insertion with minimal impact on the enclosure. This comprehensive package includes a high performance speaker, a durable backbox, and a transparent cover.

The distinctive red backbox and transparent cover not only enhance the device's aesthetic appeal but also serve a practical purpose, providing quick and easy identification for seamless recognition.

The MGC's Weather Protected Speakers are listed to UL standard 464, Audible Signaling devices for Fire Alarm and Signaling Devices and ULC-S525, Audible Signal Devices for Fire Alarm Systems.

Features

- Outdoor-ready design with protection against environmental factors
- Reliable performance in extreme weather conditions
- Operating Temperature Range from -40°C to 66°C (-40°F to 151°F)
- Multiple Speaker Power settings (Watts)
- 1/4 W, 1/2 W, 1 W and 2 W
- Suitable for both wall and ceiling mounting.
- Removable side tabs for different types of installations
- Designed for easy installation with minimal impact on the enclosure
- Red and White options available to ensure both visibility and seamless integration with any environment
- Support 12 to 22 AWG wire

Agency Listings

- UL 1480
- ULC S541

General Specifications

Operating Temperature	-40°C to 66°C (-40°F to 151°F)
Humidity Range	95% relative humidity at 60°C (140°F)
Nominal Voltage	Regulated 24 VDC/VFWR
Operating Voltage Range (RMS)	16 – 33 VDC/VFWR
Nominal Speaker voltage	25V or 70.7Vrms
Speaker size	6"L x 6"W x 3.45"D (max) (15.24 x 15.24 x 8.763 cm)
Power Setting	1/4, 1/2, 1, 2 W
Speaker Frequency Range	400 - 4000 Hz
Input Terminal Wire Gauge	12 -22 AWG
Installation Environment	Outdoor Environment Wet Location



Audible Ratings

Overall Sound Pressure Level (Reverberant) @ 10 feet (dBA) for all audible tones

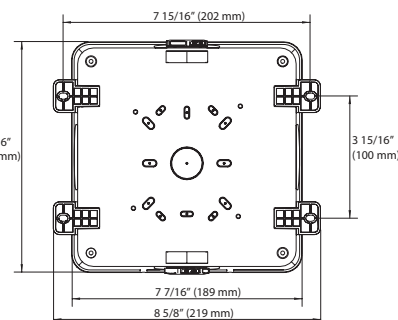
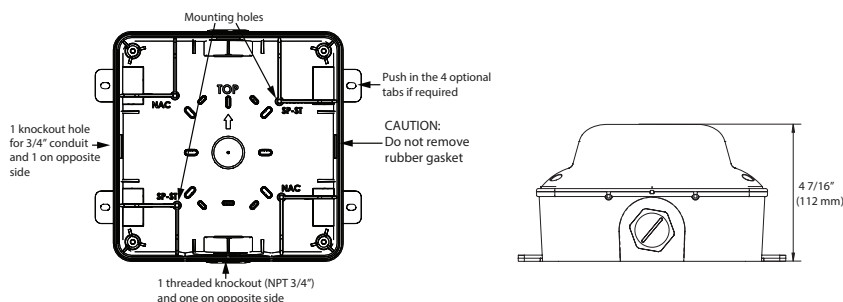
Power Tap (W)	Reverberant OSPL 10ft (dBA)
2	84.9
1	83.5
1/2	80.9
1/4	78

Note: Representative of speaker only both 25 and 70.7 input.

Directional Sound Characteristics

Horizontal Axis	Angle	OSPL (dBA)
	$\pm 53^\circ$	-3 dbA
	$\pm 90^\circ$	-5.3 dbA
Vertical Axis	Angle	OSPL (dBA)
	$\pm 52^\circ$	-3 dbA
	$\pm 90^\circ$	-5.3 dbA

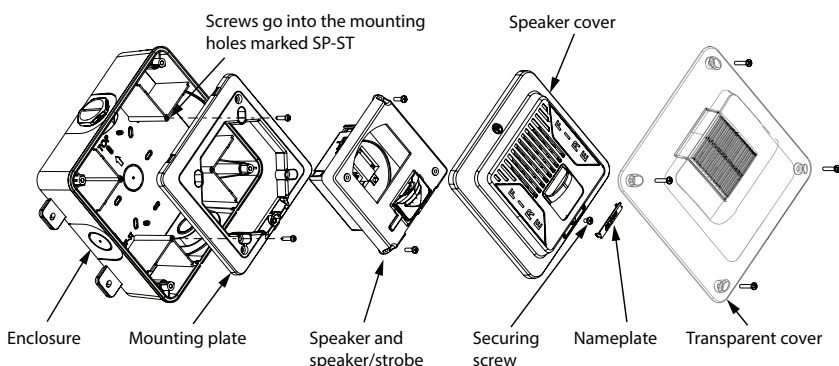
Dimensions



Mounting

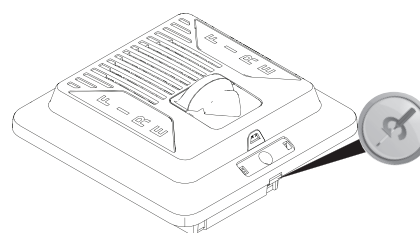
Mount the unit on the wall/ceiling. When mounting on the wall, mount the enclosure with the word TOP at the top, and mount the device with the MGC nameplate at the bottom.

Note: Image for reference use only, go to Installation Manual LT-6512 for additional information.



Removing the Speaker Cover from the Mounting Plate

To remove the device from the mounting plate, remove the nameplate and the securing screw, then insert a flathead screwdriver into the slot between the device and the mounting plate, and rotate the screwdriver.



Ordering Information

Model	Description
SPP-204-25R-WP	Weather Protected Wall/Ceiling Speaker 25V, Red (includes device & enclosure)
SPP-204-25-WP	Weather Protected Wall/Ceiling Speaker 25V, White (includes device & enclosure)
SPP-204-70R-WP	Weather Protected Wall/Ceiling Speaker 70V, Red (includes device & enclosure)
SPP-204-70-WP	Weather Protected Wall/Ceiling Speaker 70V, White (includes device & enclosure)
ENCL-SPPS-WP	Weather Protected Red Enclosure for Speaker or Speaker/Strobe (Only for Replacement)
ENCL-SPPS-W-WP	Weather Protected White Enclosure for Speaker or Speaker/Strobe (Only for Replacement)

Note: Devices from the SPPS Series designed for indoor use are not compatible with the ENCL-SPPS-WP / ENCL-SPPS-W-WP for outdoor installations.



Canada

25 Interchange Way Vaughan, ON L4K 5W3
Telephone: (905) 660-4655 | Fax: (905) 660-4113

U.S.A.

4575 Witmer Industrial Estates Niagara Falls, NY 14305
Toll Free: (888) 660-4655 | Fax Toll Free: (888) 660-4113

www.mircom.com

This document is provided by Mircom Technologies Ltd., MGC Systems Corp., or their affiliates, subsidiaries and brands, for convenience or marketing only and does not describe products or services technically. For technical information refer to technical manuals. We do not make representations or warranties regarding this information, including as to completeness or accuracy. We may change these contents at any time and reserve all rights in the contents, including copyrights, trademarks and other intellectual property.

CAT. 9531

Page 3 of 3

Rev. 3