

**MMX-MNS™**
**INTELLIGENT FIRE ALARM & EMERGENCY  
COMMUNICATIONS NETWORK**


MMX-LOC

**Description**

Secutron's MMX™ Series Mass Notification System (MNS) is designed to provide real-time information to all building occupants or personnel in the immediate vicinity of a building during emergency situations. The system allows for real-time information regarding the type of emergency as well as safely instructing people on where to go and what to do.

Secutron's MMX-MNS system offers building owners and facility managers with a simple solution to their safety requirements. The system is designed to automatically change as emergency situations change. In addition it is able to manage all mass notification functions, allow responding authorities the ability to override fire alarm notification, issue external voice announcements, and simultaneously distribute different emergency communications on any geographic scale required.

Designed with the industry's most advanced hardware and software, Secutron's MMX-MNS system provides reliable and clear audible and visual notification, live voice instruction and Internet based text messaging. In addition it can be easily integrated to other public safety systems for emergency communications to wide area networks.

Secutron's MMX-MNS is UL 2572 listed for Mass Notification and complies with NFPA 72-2010 and UFC/DOD standards for emergency communications systems. Based on the MMX Series Intelligent Network Fire Alarm Control Unit and Audio System the MMX-MNS provides a rich feature set that delivers an extensive number of configurable options that allow for flexibility in any environment while reducing the installation and maintenance burden with an easy to install, modular setup.

**Features**
**Mass Notification**

- Storage and activation of pre-programmed intelligible voice messages
- Supervision of all Mass Notification (MNS) equipment
- Auxiliary inputs for general paging, background music, or other non-emergency functions
- Tamper resistant enclosures with password-protected features for enhanced access control
- One-Way and Two-Way EVACS capability
- Automatic response to MNS inputs
- Local and remote controls and indicators
- Synchronized evacuation zone signalling
- Voice message priority according to risk analysis and emergency response plan
- Visible notification and strobes support
- Local Operating Console (LOC) that provides on-site monitoring/control of voice and notification appliances
- Large LCD displays
- Fire Alarm Control Unit Interface (FACI)
- Building Management System Interface (BMSI)
- Autonomous Control Unit providing real time status of all LOC units
- UL 2572 Listed for Mass Notification

**Fire Alarm Control**

- Base system is equipped with one Intelligent Signaling Line Circuit (SLC). Expandable up to 17 SLCs.
- Each SLC is capable of supporting 159 Analog Sensors and 159 Addressable Modules which can be wired in Style 6 or 7 (Class A) or Style 4 (Class B)
- Four Style Z/Y (Class A/B) Notification Appliance Circuits rated at 1.7 Amps each
- Built-in Ethernet port
- Remote diagnostics via a built-in web server

**Audio Control**


- Multi-channel operation
- Control and Audio multiplex over one digital link
- Distributed audio
- 5 hard wire fire fighter telephone channels that can be expanded with intelligent fire phone modules
- 25 or 70 volt system
- Multiple amplifier sizes
- Max. of 180 watts per Integrated Fire & Audio control unit
- Supports up to two 360 watt audio expansion cabinets for a total of 900 watts of audio power per node

**Network Features**

- Up to 63 nodes
- Fully integrated digital network audio and control over a single pair of copper wire or fiber optic cable
- Supports over 5,400 points per node
- Supports over 340,000 points on a single network
- Peer-to-peer network communications
- Style 4 (Class B) or Style 6 or 7 (Class A) wiring configuration


NYC  
Fire Dept.


## MMX-MNS Mass Notification Control Modules



### MMX-2000MNS Main Network Board

The MMX-2000MNS main network board includes one intelligent Signaling Line Circuit (SLC) and Four Style Z/Y (Class A/B) NAC circuits. The MMX-2000MNS has provisions to mount up to 9 internal adder modules and mounts in the MMX-BBX-FXMNSR enclosure.



### QMB-5000N Integrated Audio Network Chassis

The QMB-5000N includes the audio and telephone control which consists of an audio card cage designed for mounting the ANC-5000 Audio Network Controller Module, TNC-5000 Telephone Network Controller Module and up to four QAA style audio amplifiers. The QMB-5000N connects to the MMX-2000MNS Network fire alarm main board and mounts in the MMX-BBX-FXMNSR enclosure.



### MMX-BBX-FXMNSR Enclosure

The MMX-BBX-FXMNSR enclosure supports the MMX-2000MNS Network main board, DSPL-420DS or DSPL-2440 Main LCD display, QMB-5000N audio card cage, QMP-5101NV Master Paging Microphone and QMT-5302NV Master Telephone Handset. In addition the enclosure provides space for additional external modules and internal lobby control modules. The MMX-BBX-FXMNSR holds up to 40 AH batteries and is available with red doors.

**MMX-BBX-FXMNSR Dimensions:** 61.5"H x 20"W x 9"D



### DSPL-420DS Main Display Module

The DSPL-420DS Main Display Module provides the MMX-MNS with a 4 line by 20 character backlit LCD display, Common Controls buttons and Four Status Queues with selector switches and LEDs for Alarm, Supervisory, Trouble and Monitor. The DSPL-420DS occupies one display position in the MMX-BBX-FXMNSR enclosure.



### DSPL-2440 Graphical Main Display Module

The DSPL-2440 Graphical Main Display Module provides the MMX-MNS with a 24 line x 40 character backlit LCD display, common controls buttons and four status queues with selector switches and LEDs for Alarm, Supervisory, Trouble and Monitor. The DSPL-2440 occupies one display position in the MMX-BBX-FXMNSR enclosure.



### QMP-5101NV Network Master Paging Control Module

The QMP-5101N Network Master Paging Control Module includes the paging microphone and common control indicators. The QMP-5101NV allows for all call paging or selective paging with the QAZT-5302DS Zoned Paging and Telephone Selector Modules. The QMP-5101NV is A vertical mount unit that mounts in the MMX-BBX-FXMNSR enclosure.



### QMT-5302NV Network Master Firefighters' Telephone Control Module

The QMT-5302NV includes the Master Telephone Handset and common control indicators. The QMT-5302NV supports the QAZT-5302DS Paging and Telephone selector modules. The QMT-5302NV is a vertical mount unit that mounts in the MMX-BBX-FXMNSR enclosure.

## Fire Network Controller Modules



### FNC-2000 Fire Network Controller Module

The FNC-2000 provides network capability to the MMX system. One Fire Network Controller Module is required per network node. In addition the FNC-2000 provides an interface for adding an optional FOM-2000-SP Fiber Optic Network Adder Module. The FNC-2000 mounts on the MMX-2000MNS main network board.



### FOM-2000-SP Fiber Optic Network Adder Module

The FOM-2000-SP Fiber Optic Network Adder Module allows for the use of fiber optic cabling on the MMX system. It seamlessly connects to the interface on the FNC-2000 Fire Alarm Network Controller Module.

## Adder Loop Controller Modules



### ALCN-792MISO Quad Loop Controller Module

The ALCN-792MISO Quad Loop Controller Module provides two Signaling Line Circuits (SLC) to the MMX system consisting of 159 Analog Sensors and 159 Addressable Modules per loop. The ALCN-792MISO can be expanded with the use of the ALCN-792D Daughter Board Module. The ALCN-792MISO occupies one module slot.

The ALCN-792MISO module adds loop isolation.



### ALCN-792D Daughter board for Quad Loop Controller Module

The ALCN-792D Daughter Board provides an additional two SLC when connected to the ALCN-792MISO Quad Loop Controller Module. The daughter board mounts on top of the ALCN-792MISO.

## Adder Hardware Modules



### DM-1008A Eight Initiating Circuit Module

The DM-1008A provides 8 Style B (Class B) or 4 Style D (Class A) Initiating Circuits configurable for Alarm, Supervisory or Trouble zones. The DM-1008A occupies one module slot.



### SGM-1004A Four Notification Appliance Circuit Module

The SGM-1004A provides 4 Style Z/Y(Class A/B) Notification Appliance Circuits configurable as Silenceable or Non-Silenceable. Each NAC circuit is rated at 1.7 Amps and has individual signal silence inputs (jumper selectable). The SGM-1004A occupies one module slot.



### RM-1008A Eight Relay Circuit Module

The RM-1008A provides the system with eight individual configurable relays per module. Each relay provides one Form C contact rated at 28 VDC @1 Amp (resistive load) as well as a Green LED to indicate that the relay is active. The RM-1008A occupies one module slot.

## Adder Auxiliary Modules



### UDACT-300A Digital Alarm Communicator Module

The UDACT-300A Digital Communicator allows the system to transmit addressable point information to a central station. The UDACT-300A occupies one module slot.



### PR-300 Polarity Reversal/City Tie Module

The PR-300 Polarity Reversal/City Tie Module provides the system with a supervised City Tie (24 VDC/200 mA max.) and Polarity Reversal connection (24 VDC (open circuit), 8 mA max. (shorted)). The PR-300 occupies one module slot.



## Remote LCD Annunciators



### RAXN-LCD Remote LCD Annunciator


The RAXN-LCD Remote LCD Annunciator is equipped with a 4 line x 20 character back-lit alphanumeric LCD display that provides an exact replica of the main MMX fire alarm control unit display. The RAXN-LCD occupies one display position in the MMX-BB-1000 or BB-5000 Series enclosures.



### RAXN-LCDG Remote Graphic LCD Annunciator


The RAXN-LCDG Remote Graphic LCD Annunciator is equipped with a 24 line x 40 character back-lit graphical LCD display that is used to display 9 events per page. Each event is displayed over 2 lines with 40 characters per line allowing emergency information to be displayed in easy to read format. The RAXN-LCDG occupies one display position in the MMX-BB-1000 or BB-5000 Series enclosures.

## Remote LED Annunciators



### RAM-1032TZDS Main Remote LED Annunciator

The RAM-1032TZDS Main Remote LED Annunciator provides common annunciator functions and 32 points of LED annunciation. The RAM-1032TZDS has indicators for A.C. On, Common Trouble and Signal Silence and controls for System Reset, Lamp Test, Fire Drill, Buzzer Silence and Signal Silence. The RAM-1032TZDS occupies one display position in the MMX-BB-1000 or BB-5000 Series enclosures.



### RAX-1048TZDS Programmable LED Annunciator Module

The RAX-1048TZDS Programmable LED Annunciator Module provides 48 programmable bi-colored LEDs. The RAX-1048TZDS connects to the main control unit or either the RAXN-LCD or RAM-1032TZDS when mounted remotely. The RAX-1048TZDS occupies one display position in the MMX-BB-1000 or BB-5000 Series enclosures.

## Programmable Modules



### FDX-008W/KI Fan Damper Module

The FDX-008W/FDX-008WKI Fan Damper Control Module provides individually programmed circuits which can be used for fan or damper control. The FDX-008W/FDX-008WKI connects to the main panel or the RAXN-LCD and occupies one display position in the BBX-FXMNS, BB-1000 or BB-5000 Series enclosures.



### IPS-2424DS/IPS-4848DS Programmable Input Switches Module


The IPS-2424DS/IPS-4848 provides 24/48 programmable switches that can be configured for ancillary functions such as zone bypass or added common control functions. The IPS-2424DS/IPS-4848DS connects to main control unit or the RAXN-LCD when mounted remotely. The IPS-2424DS/IPS-4848DS occupies one display position in the MMX-BB-1000 or BB-5000 Series enclosures.

## MMX-MNS Audio and Telephone Network Controller Modules



### ANC-5000 Audio Network Controller Module

The ANC-5000 provides audio microphone control on the network system. The ANC-5000 mounts on a plate in the QMB-5000N.



### TNC-5000 Telephone Network Controller Module

The TNC-5000 provides five hardwired telephone circuits for the local floor panel with the first circuit configurable for the master telephone handset. The TNC-5000 mounts in the QMB-5000N.

## Paging Control Modules for Remote Applications



### QMP-5101N Network Master Paging Control Module

The QMP-5101N Network Master Paging Control Module includes the paging microphone and common control indicators. The QMP-5101N allows for all call paging or selective paging with the QAZT-5302DS Zoned Paging and Telephone Selector Modules. The QMP-5101N occupies one module space in the BB-5000 Series enclosures.



### QAZT-5302DS Zoned Paging and Telephone Selector Module

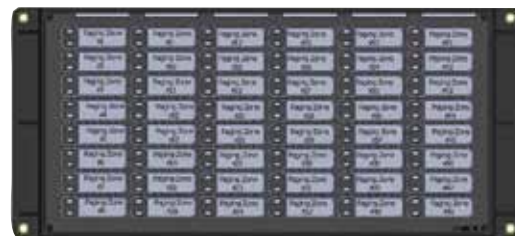
The QAZT-5302DS Zoned Paging and Telephone Selector Module includes 24 zone selector switches and LEDs. The QAZT-5302DS is used with the QMP-5101N Network Master Paging Control module or QMT-5302N Network Master Firefighters' Telephone module. Slide-in labels are provided to label the selector zones. The QAZT-5302DS occupies one module space in the MMX-BB-1000 or BB-5000 Series enclosures.

## Firefighter Telephone Control Modules



### QMT-5302N Network Master Firefighters' Telephone Control Module

The QMT-5302N includes the Master Telephone Handset and common control indicators. The QMT-5302N supports the QAZT-5302DS Paging and Telephone selector modules. The QMT-5302N occupies one module space in the BB-5000 Series enclosures.



### QAZT-5348DS Addressable Telephone And Paging Selector Panel

The QAZT-5348DS Addressable Telephone and Paging Selector Panel mounts into various enclosures, refer to the associated fire alarm panel manual for detailed instruction. Compatible with FleX-Net (FX-2000N and FX-4000N), FX-2000, QX-5000 and MMXTM

## Audio Amplifiers



### QAA-5415-70 and QAA-5415-25 Quad 15 Watt Amplifiers

The QAA-5415-70 and QAA-5415-25 consist of four 15 watt supervised paging/speaker circuits which can be wired in Class 'B' (Style 'Y') only. The QAA-5415-70 is a 70 Volt amplifier and the QAA-5415-25 is a 25 Volt amplifier. Both models mount in either the QMB-5000N or QMB-5000B card cage and occupy one amplifier slot.

### QAA-5230S-70/25 Dual 30 Watt Amplifier


The QAA-5230S-70/25 consists of two 25 or 70 Volt 30 watt amplifiers. Each amplifier has two 15 watt supervised speaker outputs which are used for 'A' 'B' speakers per floor and are wired in Class 'B' (Style 'Y') only. The QAA-5230S-70/25 mounts in either the QMB-5000N or QMB-5000B card cage and occupies one amplifier slot.

### QAA-5230-70/25 Dual 30 Watt Amplifier

The QAA-5230-70/25 consists of two 25 or 70 Volt 30 watt supervised paging/speaker circuits which can be wired in Class 'A' (Style 'Z') or Class 'B' (Style 'Y'). The QAA-5230-70/25 mounts in either the QMB-5000N or QMB-5000B card cage and occupies one amplifier slot.

### QAA-5160-70/25 60 Watt Amplifier

The QAA-5160-70/25 consists of one 25 or 70 Volt 60 watt supervised paging/speaker circuit which can be wired in Class 'A' (Style 'Z') or Class 'B' (Style 'Y'). The QAA-5160-70/25 mounts in either the QMB-5000N or QMB-5000B card cage and occupies one amplifier slot.



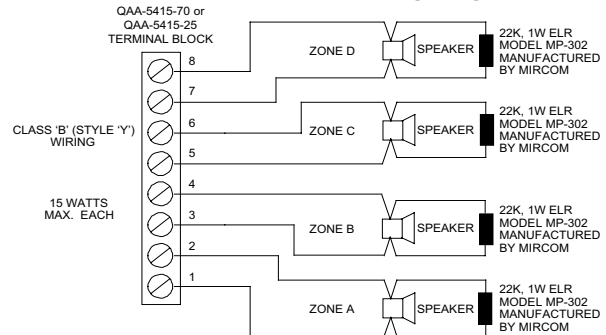
### QAA-4CLA Class 'A' (Style 'Z') Converter Module

The QAA-4CLA converts each of the four Class 'B' (Style 'Y') outputs on a QAA-5415-70 or QAA-5415-25 Amplifiers to Class 'A' (Style 'Z'). The module attaches to the bottom of the amplifier. One QAA-4CLA is required for each amplifier.

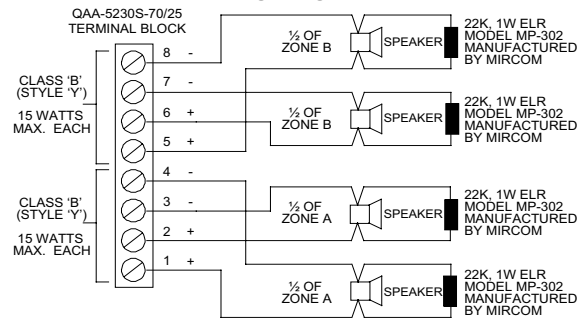
### QAA-4CLAS Class 'A' (Style 'Z') Converter Module

The QAA-4CLAS converts each of the four Class 'B' (Style 'Y') outputs on a QAA-5230S-70/25 or QAA-5230S-525-70/25 Amplifier to Class 'A' (Style 'Z'). The module attaches to the bottom of the amplifier. One QAA-4CLAS is required for each amplifier.

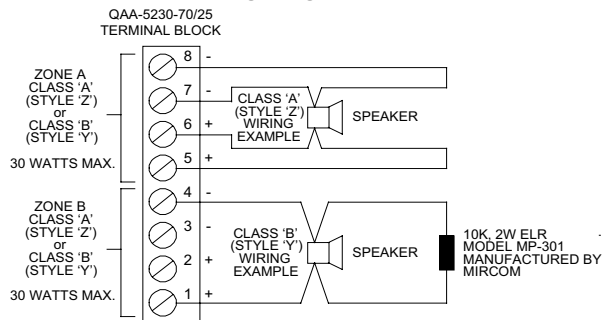
### QAA-5415-70 or QAA-5415-25 Wiring Diagram



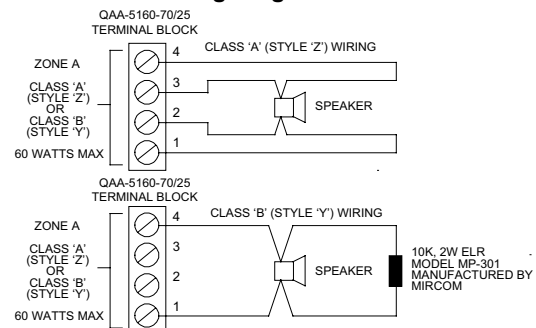
### QAA-5230S-70/25 Wiring Diagram



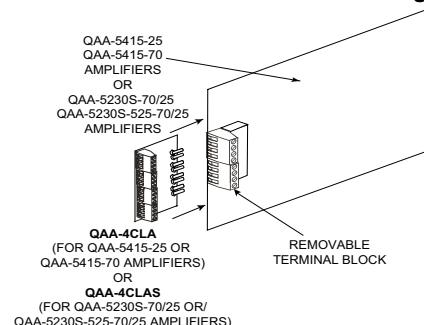
### QAA-5230-70/25 Wiring Diagram



### QAA-5160-70/25 Wiring Diagram



### QAA-4CLA and QAA-4CLAS Connection Diagram





## Network System Expansion Enclosures



### MMX-2009-12NDS Large Network Main Control Unit

The MMX-2009-12NDS Large Network Main Control Unit consists of a base fire alarm unit with one isolated intelligent Signaling Line Circuit (SLC) Style 4, 6 or 7, Four Style Z/Y (Class A/B) NAC circuits, a 4 line by 20 character LCD display and a 12 Amp power supply. The MMX-2009-12NDS has space to mount the FNC-2000 Fire Network Controller Module, ANC-5000 Audio Network Controller Module, TNC-5000 Telephone Network Controller Module and provision to mount up to 4 adder modules. The MMX-2009-12NDS mounts in a BB-5000 Series enclosure and supports Audio Lobby Control modules, Fire Fighter's Lobby Control modules and Internal Annunciator / Programmable modules.



### ECX-0012 Expander Chassis

The ECX-0012 Expander Chassis for the MMX-2009-12NDS supports up to 12 adder modules and has space for 2 internal annunciator modules. The ECX-0012 mounts in the BB-5000 Series enclosures.



### BB-5008/BB-5014 Lobby Enclosures

The BB-5008 and BB-5014 lobby enclosures support the MMX-2009-12NDS Network Lobby Control chassis and provide space for internal lobby control modules. The cabinets hold up to 24 AH batteries. The door and chassis hardware are ordered separately.

**BB-5008 Dimensions:** 36"H x 30"W x 7"D

**BB-5014 Dimensions:** 60"H x 30"W x 7"D



### MMX-QBB-5001R Audio Backbox

The MMX-QBB-5001R holds one QMB-5000B Audio Motherboard and Card Cage, one QPS-5000N Audio Power Supply, one QBC-5000N Audio Battery Charger and up to 40 Ah batteries.



### QMB-5000B Audio Motherboard and Card Cage

The QMB-5000B supports 7 QAA style audio amplifiers. The QMB-5000B requires one QPS-5000N Audio Power Supply and one QBC-5000N Audio Battery Charger and mounts in the MMX-QBB-5001R Audio Backbox.



### QPS-5000N Audio Power Supply

The QPS-5000N supports up to 360 watts and mounts in the MMX-QBB-5001R Audio backbox.



### QBC-5000N Audio Battery Charger

The QBC-5000N will charge up to 65 Ah batteries and mounts in MMX-QBB-5001R Audio Backbox.

**Note:** The MMX-QBB-5001R Audio Backbox will hold up to 40 Ah batteries. Larger batteries will require a BC-160 Battery Cabinet.

## Graphics Software



### Open Graphic Navigator (OpenGN)

The Open Graphic Navigator (OpenGN) software is an advanced fire alarm management and warning system that provides building ready monitoring, control and software management solutions that allows a user to monitor remote sites from multiple operator workstations located anywhere in the world.

The OpenGN software is available in two versions: Network (OPENGN-ENT) and Non-Network (OPENGN-MINI) for use with the Secutron MMX Series Intelligent Fire Alarm Control Units.


## Power Supply Expansion



### INX-10AC Internal Booster Power Supply Module


The INX-10AC is an Intelligent Booster Power Supply that extends the power capabilities of existing notification appliance circuits as well as provide power for other ancillary devices. The INX-10AC has 10 amps of power and mounts inside the BB-5014 enclosure.

## Graphic Annunciator Driver Modules



### MGD-32 Master Graphic Driver Module

The MGD-32 Master Graphic Driver Module provides common control inputs for the common control switches such as System Reset, Signal Silence, Auxiliary Disconnect, Fire Drill, Lamp Test, Acknowledge and General Alarm. The MGD-32 can also drive up to 32 supervised outputs. These output points are capable of driving LEDs or incandescent lamps. The MGD-32 mounts in a graphic annunciator wallbox or in the BB-5000 Series enclosures. An external power supply is required for incandescent lamps and lamp test.



### AGD-048 Adder Graphic Driver Module

The AGD-048 Adder Graphic Driver Module can be used with the MGD-32 to support an additional 48 supervised outputs. The AGD-048 mounts in a graphic annunciator wallbox or in the BB-5000 Series enclosures.

## Mounting Brackets



### M500-BK9 Module Mounting Bracket

The M500-BK9 Module Mounting Bracket mounts inside the BB-5000 Series enclosures and provides space to mount up to nine M500 style intelligent modules.



### M500-BK2 Module Mounting Bracket

The M500-BK2 Module Mounting Bracket mounts inside the MMX-BBX-FXMNSR enclosure and provides space to mount up to two M500 style intelligent modules.



## Local Operating Console Components



### MMX-LOCR Lobby Operating Console

The MMX-LOCR Local Operating Console provides on-site monitoring/control of voice and notification appliances for Mass Notification applications. The MMX-LOCR enclosure supports one RAXN-LCD remote LCD annunciator, a QMP-5101N master paging microphone and one FDS-008 selector control panel (with an IM-10(A) monitor module mounted to the back) in a small compact enclosure. (Ordered separately)

Add suffix "R" for red door.

Dimensions: 25"H x 15"W x 5.5"D




### QMP-5101N Network Master Paging Control Module

The QMP-5101N Network Master Paging Control Module includes the paging microphone and common control indicators. The QMP-5101N interconnects between other microphone modules at the MMX-MNS and within the associated MMX-LOC units. The QMP-5101N occupies one module space in the MMX-LOCR enclosure.



### RAXN-LCD Remote LCD Annunciator

The RAXN-LCD Remote LCD Annunciator is equipped with a 4 line x 20 character back-lit alphanumeric LCD display that provides the exact functions as the MMX-MNS main display. The RAXN-LCD occupies one display position in the MMX-LOCR enclosure.



### FDS-008 Selector Control Panel

The FDS-008 Selector Control Panel provides eight audio area selection switches. The FDS-008 is power connected from the RAXN-LCD and connected within the MMX-LOC to the IM-10(A) Ten Input Monitor Module. The FDS-008 occupies one display position in the MMX-LOCR enclosure.



### IM-10(A) Ten Input Monitor Module

The IM-10(A) Ten Input Monitor module provides eight relay contact connections from the FDS-008 Selector Control Panel. In addition it provides an SLC connection the MMX-MNS, if required. The IM-10(A) mounts behind the FDS-008 module in the MMX-LOCR enclosure.

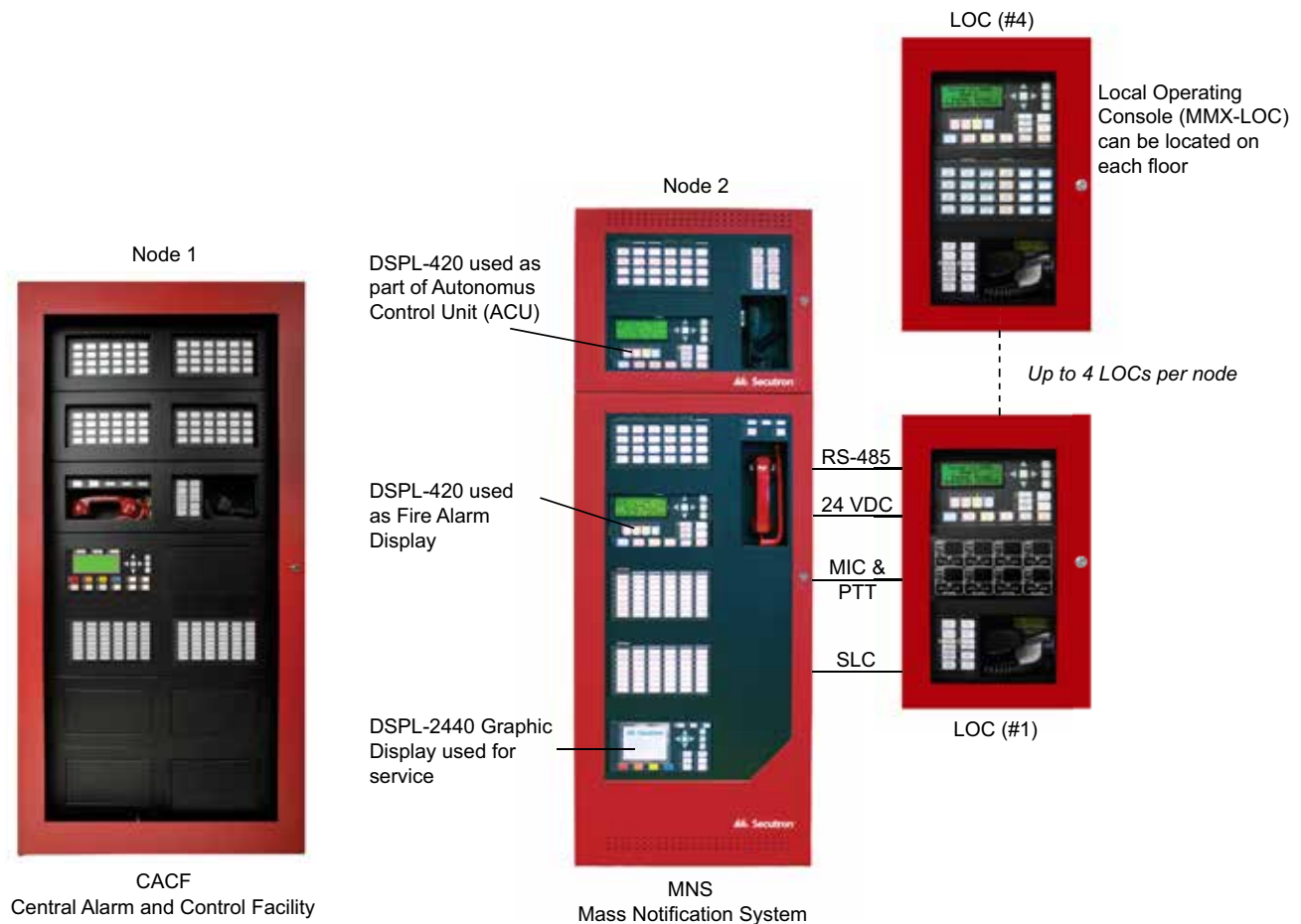
## Secutron Mass Notification System

Secutron's MMX Intelligent Fire Alarm & Emergency Communications Network is comprised of an Autonomous Control Unit (ACU) and the MMX-LOC Local Operating Console that complies with the UL 2572 requirements for Mass Notification Systems (MNS).

The MMX-LOC Local Operating Console along with the MMX Network Fire Alarm provides compliance with the UL 2572 requirements for Mass Notification Systems (MNS).

The Autonomous Control Unit (ACU) is comprised of an MMX-BBX-FXMNS enclosure that includes a RAXN-LCD Annunciator and a Master Microphone to provide emergency audio. In addition the ACU is equipped with another RAXN-LCD which annunciates the fire alarm system events, a Master Telephone for emergency use and a DSPL-420DS or DSPL-2440 LCD display which annunciates all system messages (Fire Alarm and Mass Notification). A maximum of four MMX-LOC units can be connected to a MMX-MNS node.

## Sample In-Building Mass Notification System Configuration



Model Number	Description	Standby (Amps)	Alarm (Amps)
<b>Fire Alarm Components</b>			
MMX-2000MNS	Main Network Board	0.310	0.733
ALCN-792MISO/D	Dual Analog Loops	0.130	0.145
FNC-2000	Fire Network Controller Module	0.190	0.190
FOM-2000-SP	Fiber Optics Module	0.015	0.015
FOM-CONN-MM	Fibre Optic Module Connector Multi-mode (pack of 2). Must use a FOM-2000-UM	0.042	0.042
FOM-CONN-SM	Fibre Optic Connector Single Mode (pack of 2). Must use a FOM-2000-UM	0.016	0.016
DM-1008A	8 Initiating Circuit Module	0.080	1 zone active: 0.125 2 zone active: 0.170 4 zone active: 0.275 6 zone active: 0.370 8 zone active: 0.465
SGM-1004A	4 Notification Appliance Circuit Module	0.060	0.258
RM-1008A	8 Relay Circuit Module	0.025	0.150
FDX-008W/KI	Fan Damper Control Module	0.015	0.035
DSPL-420DS	Narrow Display	0.024	0.025
DSPL-2440	Graphic Display	0.029	0.035
UDACT-300A	Dialer Module	0.045	0.120
PR-300	City Tie Module	0.035	0.300
FDS-008	Selection Control Panel for MNS	0.024	112mA
RAX-1048TZDS	Adder Annunciator Chassis	0.022	1 zone active: 0.026 2 zone active: 0.030 3 zone active: 0.035 4 zone active: 0.039 48 zone active: 0.262
RAM-1032TZDS	Adder Annunciator Chassis	0.050	32 zone active: 0.300
AGD-048	Adder Graphic Driver Board	0.035	# of LEDs x 4mA
IPS-2424	Programmable Input Switches Module	0.010	0.015
IPS-4848DS	Programmable Input Switches Module c/w 48 selector switches and 48 bi-coloured LEDs	0.010	0.022
<b>Audio Components</b>			
ANC-5000	Audio Network Controller Module	0.255	0.265
TNC-5000	Telephone Network Controller Module	0.195	0.215
QAA-5160-70/25	1 Zone 60W Amplifier	0.055	0.350
QAA-5230-70/25	2 Zone 30W Amplifier	0.055	0.350
QAA-5230S-70/25	2 Zone 30W Amplifier (split)	0.055	0.350
QAA-5415-70	4 Zone 15W Amplifier, 70V	0.055	0.350
QAA-5415-25	4 Zone 15W Amplifier, 25V	0.055	0.350
QMP-5101N	Master Paging Module	0.004	0.012
QMP-5101NV	Vertical Master Paging Module	0.004	0.012
QMT-5302N	Master Telephone Module	0.003	0.013
QMT-5302NV	Vertical Master Telephone Module	0.003	0.013
QAZT-5302DS	Paging/Telephone Zone Module	0.010	0.015

## Electrical Specifications

Fire Alarm Primary Input Power	120V 60Hz / 240V, 50Hz 4 Amps / 2 Amp (primary)
Power Supply Ratings	12 Amps. max. (secondary)
For NAC Circuits	24VDC unfiltered, 10 Amps. max.
Battery Type	24VDC, Gel-Cell/Sealed Lead-Acid
Battery Charging Capability	17-65 AH batteries
Audio Primary Input Power (QPS-5000N)	120 VAC, 60Hz / 240 VAC, 50Hz 12 Amps

## Dimensions for Annunciator Module Enclosures

Model	Dimensions
MMX-BB-1001DR	9"H x 12.75"W x 1.85"D
MMX-BB-1002DR	18"H x 12.75"W x 1.85"D
MMX-BB-1003DR	26.4"H x 12.75"W x 1.85"D
MMX-BB-1008DR	33"H x 22.5"W x 1.85"D
MMX-BB-1012DR	45"H x 22.5"W x 1.85"D



## Ordering Information

Model	Description
<b>Mass Notification Control Units</b>	
MMX-2000MNS	MMX-FXMNS Main Network Board with 12 Amp power supply and 120/240V transformer. Mounts in the MMX-BBX-FXMNS enclosure.
QMB-5000N	Integrated Audio Network Control Chassis. Mounts in the MMX-BBX-FXMNS enclosure
PS-2040	MMX-FXMNS Network Fire Alarm and Audio Power Supply (120/240V)
MMX-BBX-FXMNSR	Black backbox enclosure with red doors for MMX-2000MNS.
DSPL-420DS	4 x 20 Main LCD Display for MMX-2000MNS
DSPL-2440	Graphical Main Display for MMX-2000MNS
MMX-LOCR	Local Operating Console enclosure for MMX-FXMNS
<b>Paging/Telephone Modules</b>	
QMP-5101NV	Master Network Paging Control Module for MMX-FXMNS, Vertical Mount. For use in MMX-BBX-FXMNS.
QMT-5302NV	Master Network Telephone Module for MMX-FXMNS, Vertical Mount. For use in MMX-BBX-FXMNS.
QMP-5101N	Master Network Paging Control Module
QMT-5302N	Master Network Telephone Control Module
QAZT-5302DS	Paging and Telephone Selector Panel
QAZT-5348DS	Addressable Telephone And Paging Selector Panel
<b>Network Controller Modules</b>	
FNC-2000	Fire Network Controller Module
FOM-2000-SP	Fiber Optic Network Adder Module
ANC-5000	Audio Network Controller Module
FOM-CONN-MM	Fibre Optic Module Connector Multi-mode (pack of 2). Must use a FOM-2000-UM
FOM-CONN-SM	Fibre Optic Connector Single Mode (pack of 2). Must use a FOM-2000-UM
TNC-5000	Telephone Network Controller Module
<b>Adder Loop Controller Modules</b>	
ALCN-792MISO	Network Quad Loop Controller Module
ALCN-792D	Daughter board for ALCN-792M Quad Loop Controller Module
<b>Adder Hardwire Modules</b>	
DM-1008A	Eight Class B (Style B) or 4 Class A (Style D) Initiating Circuit Module
SGM-1004A	Four Class A/B (Style Z/Y) Notification Appliance Circuit Module (Rated at 1.7 Amps per circuit)
RM-1008A	Eight Relay Circuit Module c/w eight form C relays (Rated for 28 VDC @ 1 Amp max. per relay)
<b>Adder Auxiliary Modules</b>	
UDACT-300A	Digital Alarm Communicator Transmitter/Dialer Module
PR-300	Polarity Reversal and City Tie Module
<b>Remote Annunciators</b>	
RAXN-LCD	Remote Network LCD Annunciator c/w 4 x 20 LCD display
RAXN-LCDG	Remote Graphic LCD Annunciator
RAM-1032TZDS	Main Remote LED Annunciator c/w 32 Bi-Colored LEDs
RAX-1048TZDS	Programmable LED Annunciator Module c/w 48 Bi-Coloured LEDs and 48 Trouble LEDs
<b>Programmable Modules</b>	
IPS-2424DS	Programmable Input Switches Module c/w 24 selector switches and 24 bi-coloured LEDs
IPS-4848DS	Programmable Input Switches Module c/w 48 selector switches and 48 bi-coloured LEDs
FDX-008W	Fan Damper Control Module c/w 8 programmable switches
FDX-008WKI	Fan Damper Control Module
<b>Graphic Annunciator Driver Modules</b>	
MGD-32	Main Graphic Driver Module c/w 32 Supervised Outputs
AGD-048	Adder Graphic Driver Module c/w 48 Supervised Outputs

## Ordering Information cont'd

Audio Amplifiers	
QAA-5415-70	70 Volt Quad 15 Watt Amplifier
QAA-5415-25	25 Volt Quad 15 Watt Amplifier
QAA-4CLA	Class 'A' (Style 'Z') Converter Module for QAA-5415-25 and QAA-5415-70 Amplifiers
QAA-5230S-70/25	25 or 70 Volt Dual 30 Watt Amplifier split 'A' 'B' circuits per floor
QAA-4CLAS	Class 'A' (Style 'Z') Converter Module for QAA-5230S-70/25 and QAA-5230S-525-70/25 Amplifiers
QAA-5230-70/25	25 or 70 Volt Dual 30 Watt Amplifier
QAA-5160-70/25	25 or 70 Volt 60 Watt Amplifier
Graphics Software	
OGN-FLSLIC-ONE	Single Fire Alarm Control Panel License (Price per connection) Requires: OGN-KEY (sold separately) Contact us for non-Secutron panel connections
OGN-FLSLIC-ENT	Fire Alarm Control Panel License for 100+ Connections (Price per connection) Requires: OGN-KEY (sold separately) Contact us for non-Secutron panel connections
OGN-KEY	OGN License Key Stick
Power Supply Module	
INX-10AC	Internal Booster Power Supply Module
Fire & Audio Expansion Components and Enclosures	
MMX-2009-12NDS	Large Network Main Chassis. Mounts in the BB-5000 series enclosures.
ECX-0012	Expander Chassis for the MMX-2009-12NDS. Mounts in the BB-5000 series enclosures.
BB-5008	Lobby Control Wallbox Enclosure. Supports 8 Module Footprints.
MMX-DOX-5008MR	Red Metal Door for BB-5008.
CCH-5008	Custom Mounting Kit for BB-5008. One required per BB-5008.
BB-5014	Lobby Control Wallbox Enclosure. Supports 14 Module Footprints.
MMX-DOX-5014MR	Red Metal Door for BB-5014
CCH-5014	Custom Mounting Kit for BB-5014. One required per BB-5014.
MMX-QBB-5001R	Audio Backbox
QMB-5000B	Audio Motherboard and Card Cage
QPS-5000N	Audio Power Supply (120/240V)
QBC-5000N	Audio Battery Charger
Enclosures for Remote Annunciators / Programmable Modules	
MMX-BB-1001DR	Remote Annunciator/Programmable Module Enclosure Houses one module.
MMX-BB-1002DR	Remote Annunciator/Programmable Module Enclosure Houses two modules.
MMX-BB-1003DR	Remote Annunciator/Programmable Module Enclosure Houses three modules.
MMX-BB-1008DR	Remote Annunciator/Programmable Module Enclosure Houses eight modules.
MMX-BB-1012DR	Remote Annunciator/Programmable Module Enclosure Houses twelve modules.
Mounting Brackets	
M500-BK-9	M500 Series Mounting Bracket. Holds up to 9 modules in a BB-5000 Series enclosure.
M500-BK-2	M500 Series Mounting Bracket. Holds up to 2 modules in a MMX-BBX-FXMNS enclosure.
MMX-LOC Components	
FDS-008	Selector Control Panel
IM-10	Ten Input Monitor Module (Add suffix "A" for ULC model.)