

## MMX-2003-12NDS

### INTELLIGENT NETWORK FIRE ALARM CONTROL UNIT



### Description

Secutron's MMX-2003-12NDS is a powerful intelligent networkable fire alarm solution designed with many levels of flexibility to meet virtually any application of detection, control, notification and emergency communications. Features such as fire detection & alarm, audio/voice evacuation, BACnet, Boolean logic, networking and graphical work stations allow this modular solution to accommodate the simplest systems up to the most complex solutions. With the addition of the Advance Protocol (AP), Fire/CO detection and 520 Hz support on both the addressable loop and through the audio/voice evacuation, the MMX Series is poised to take you even farther into the future with expanded capabilities.

Designed for peer-to-peer network communications, the MMX-2003-12NDS allows for a maximum of 63 nodes, while providing reliability, flexibility and expandability. Each base panel consists of one intelligent signaling line circuit (SLC) capable of supporting 159 analog Sensors and 159 addressable modules. In addition the base panel includes Four Style Z/Y (Class A/B) Notification Appliance Circuits and an easy to read and use, large 4 x 20 back-lit alphanumeric LCD display. The network configuration allows the MMX-2003-12NDS control panel to be connected to a Secutron network to provide additional input circuits, visual zones, programmable notification appliance circuits, and relays. The network interface module allows the panels to communicate on a peer-to-peer network via a Proprietary Arcnet Network Communications protocol.

### Features

#### Fire Alarm Control

- One expandable to nine Intelligent Signaling Line Circuits (SLC)
- Modular design
- Each SLC is capable of supporting 159 Analog Sensors and 159 Addressable Modules which can be wired in Style 6 or 7 (Class A) or Style 4 (Class B)
- Four Style Z/Y (Class A/B) Notification Appliance Circuits rated at 1.7 Amps each
- System has the ability to mix CLIP and AP devices on the same loop
- Large 4 by 20 character Back-lit LCD Display with user friendly menu
- Supported languages: English, French, Arabic\* and Hebrew\* (\*960 character back-lit LCD display only)
- Correlatable Switch Inputs which allow for multi-functional outputs
- Four Status Queues with selector switches and LEDs for Alarm, Supervisory, Trouble and Monitor
- Auxiliary relay contacts for Common Alarm, Common Supervisory and Common Trouble
- Group bypass with built-in false alarm prevention technology
- RS-232 output for remote system printer or CRT
- Two Event History Logs: one for alarm-related events and one for all events
- Supports three configuration files (current, previous and next configuration) with "hot swap" support
- Supports Conventional Hardwire Adder Modules
- Built-in One Man Walk Test operation
- Configurable for Canadian Two Stage operation
- Configurable for Coded Operation
- Capability to adjust Intelligent Smoke Detector sensitivity levels
- Real time 3D graphical monitoring and control using Open Graphic Navigator™
- BACnet support
- Supports Boolean logic functions
- Built-in Ethernet port
- Remote diagnostics via a built-in web server
- UL listed for Smoke Control

#### Network Features

- Up to 63 nodes
- Peer-to-peer network communications
- Style 4 (Class B) or Style 6 or 7 (Class A) wiring configuration
- Proprietary Arcnet Network Communications protocol
- Supports copper and/or fiber optic network cable



NYC  
Fire Dept



## MMX-2003-12NDS Network Series Fire Alarm Control Units



### MMX-2003-12NDS Compact Network Main Control Unit

The MMX-2003-12NDS Compact Network Main Control Unit complete with one Intelligent Signaling Line Circuit (Style 4, 6 or 7), Four Style Z/Y (Class A/B) Notification Appliance Circuits rated at 1.7 Amps each, a 4 line by 20 character back-lit LCD display and a 12 Amp Power Supply. The MMX-2003-12NDS provides space for the FNC-2000 Network Controller Module, two internal adder modules and two programmable modules.



UB-1024DS



DOX-1024DSR


### UB-1024DS Universal Backbox

The UB-1024DS Universal backbox houses the MMX-2003-12NDS and provides space to mount up to 17 AH batteries. A DOX-1024DSR door is ordered separately. **Dimensions** (minus built-in trim ring): 26"H x 14.5"W x 4.2"D

### DOX-1024DSR Door


The DOX-1024DSR mounts on the UB-1024DS backbox. The door features the universal CAT-30 lock and is available in a red finish.

## Adder Loop Controller Modules



### ALCN-792MISO Quad Loop Controller Module

The ALCN-792MISO Quad Loop Controller Module provides two Signaling Line Circuits (SLC) to the MMX system consisting of 159 Analog Sensors and 159 Addressable Modules per loop. The ALCN-792MISO can be expanded with the use of the ALCN-792D Daughter Board Module. The ALCN-792MISO occupies one module slot. The ALCN-792MISO module adds loop isolation.




### ALCN-792D Daughter board for Quad Loop Controller Module

The ALCN-792D Daughter Board provides an additional two SLC when connected to the ALCN-792MISO Quad Loop Controller Module. The daughter board mounts on top of the ALCN-792MISO.



### FNC-2000 Fire Network Controller Module

The FNC-2000 provides network capability to the MMX-2003-12NDS. One Fire Network Controller Module is required per network node. In addition the FNC-2000 provides an interface for adding an optional FOM-2000-SP Fiber Optic Network Adder Module. The FNC-2000 mounts in the MMX-2003-12NDS main chassis.




The FOM-2000-SP Fiber Optic Network Adder Module allows for the use of fiber optic cabling on the MMX Series units. It seamlessly connects to the interface on the FNC-2000 Fire Alarm Network Controller Module.

## Electrical Specifications


Primary Input Power	120V 60Hz / 240V, 50Hz 4 Amps / 2 Amp (primary)
Power Supply Ratings	12 Amps. max. (secondary)
For NAC Circuits	24VDC unfiltered, 10 Amps. max.
Battery Type	24VDC, Gel-Cell/Sealed Lead-Acid
Battery Charging Capability	17-65 AH batteries

## Adder Hardwire Modules



### DM-1008A Eight Initiating Circuit Module

The DM-1008A provides 8 Style B (Class B) or 4 Style D (Class A) Initiating Circuits configurable for Alarm, Supervisory or Trouble zones. The DM-1008A occupies one module slot in the MMX-2003-12NDS main chassis.



### SGM-1004S Four Notification Appliance Circuit Output Module with Built-in Synchronization

The SGM-1004S provides up to four indicating circuits each rated at regulated 24 VDC/FWR 1.7 Amps (5 Amps maximum per SGM-1004S) to signal devices such as strobes, bells, horns, etc., and for special applications it is rated at 33 VDC/FWR 2.1 Amps (5 Amps maximum per SGM-1004S). Each of the indicating circuits can be configured as non-silenceable (steady) or silenceable. SGM-1004S enables the compatible fire alarm control panels to have synchronized NAC circuits.



### RM-1008A Eight Relay Circuit Module

The RM-1008A provides the MMX-2003-12NDS with eight individual configurable relays per module. Each relay provides one Form C contact rated at 28 VDC @1 Amp (resistive load) as well as a Green LED to indicate that the relay is active. The RM-1008A occupies one module slot in the MMX-2003-12NDS main chassis.


## Graphics Software



### Open Graphic Navigator (OpenGN)


The Open Graphic Navigator (OpenGN) software is an advanced fire alarm management and warning system that provides building ready monitoring, control and software management solutions that allows a user to monitor remote sites from multiple operator workstations located anywhere in the world. The OpenGN software is available in two versions: Network (OPENGN-ENT) and Non-Network (OPENGN-MINI).

## Adder Auxiliary Modules



### UDACT-300A Digital Alarm Communicator Module

The UDACT-300A Digital Alarm Communicator Module allows the MMX-2003-12NDS to transmit addressable point information to a central station. The UDACT-300A occupies one module slot in the MMX-2003-12NDS main chassis.



### PR-300 Polarity Reversal/City Tie Module


The PR-300 Polarity Reversal/City Tie Module provides the system with a supervised City Tie (24 VDC/200 mA max.) and Polarity Reversal connection (24 VDC (open circuit), 8 mA max. (shorted)). The PR-300 occupies one module slot in the MMX-2003-12NDS main chassis.

## Programmable Modules



### FDX-008W/KI Fan Damper Module

The FDX-008W/FDX-008WKI Fan Damper Control Module provides individually programmed circuits which can be used for fan or damper control. The FDX-008W/FDX-008WKI connects to the main panel or the RAXN-LCD and occupies one display position in the BBX-FXMNS, BB-1000 or BB-5000 Series enclosures.




### IPS-2424DS/IPS-4848DS Programmable Input Switches Module


The IPS-2424DS/IPS-4848 provides 24/48 programmable switches that can be configured for ancillary functions such as zone bypass or added common control functions. The IPS-2424DS/IPS-4848DS connects to main control unit or the RAXN-LCD when mounted remotely. The IPS-2424DS/IPS-4848DS occupies one display position in the MMX-BB-1000 or BB-5000 Series enclosures.



Remote LCD Annunciators




**RAXN-LCD Remote LCD Annunciator**  
The RAXN-LCD Remote LCD Annunciator is equipped with a 4 line x 20 character back-lit LCD display that provides the same functions as the main display on the fire alarm control unit. The RAXN-LCD occupies one display position in the MMX-BB-1000 or BB-5000 Series enclosures.




**RAXN-LCDG Remote Graphic LCD Annunciator**  
The RAXN-LCDG Remote Graphic LCD Annunciator is equipped with a 24 line x 40 character back-lit graphical LCD display that is used to display 9 events per page. Each event is displayed over 2 lines with 40 characters per line allowing emergency information to be displayed in an easy to read format. The RAXN-LCDG occupies one display position in the MMX-BB-1000 or BB-5000 Series enclosures.

Remote LED Annunciators




**RAM-1032TZDS Main Remote LED Annunciator**  
The RAM-1032TZDS Main Remote LED Annunciator provides common annunciator functions and 32 points of LED annunciation. The RAM-1032TZDS has indicators for A.C. On, Common Trouble and Signal Silence and controls for System Reset, Lamp Test, Fire Drill, Buzzer Silence and Signal Silence. The RAM-1032TZDS occupies one display position in the MMX-BB-1000 or BB-5000 Series enclosures.




**RAX-1048TZDS Programmable LED Annunciator Module**  
The RAX-1048TZDS Programmable LED Annunciator Module provides 48 programmable bi-colored LEDs. The RAX-1048TZDS connects to the main control unit or either the RAXN-LCD or RAM-1032TZDS when mounted remotely. The RAX-1048TZDS occupies one display position in the MMX-BB-1000 or BB-5000 Series enclosures.

Graphic Annunciator Driver Modules



**MGD-32 Master Graphic Driver Module**  
The MGD-32 Master Graphic Driver Module provides common control inputs for the common control switches such as System Reset, Signal Silence, Auxiliary Disconnect, Fire Drill, Lamp Test, Acknowledge and General Alarm. The MGD-32 can also drive up to 32 supervised outputs. These output points are capable of driving LEDs or incandescent lamps. The MGD-32 mounts in a graphic annunciator wallbox or in the BB-5000 enclosures. An external power supply is required for incandescent lamps and lamp test.

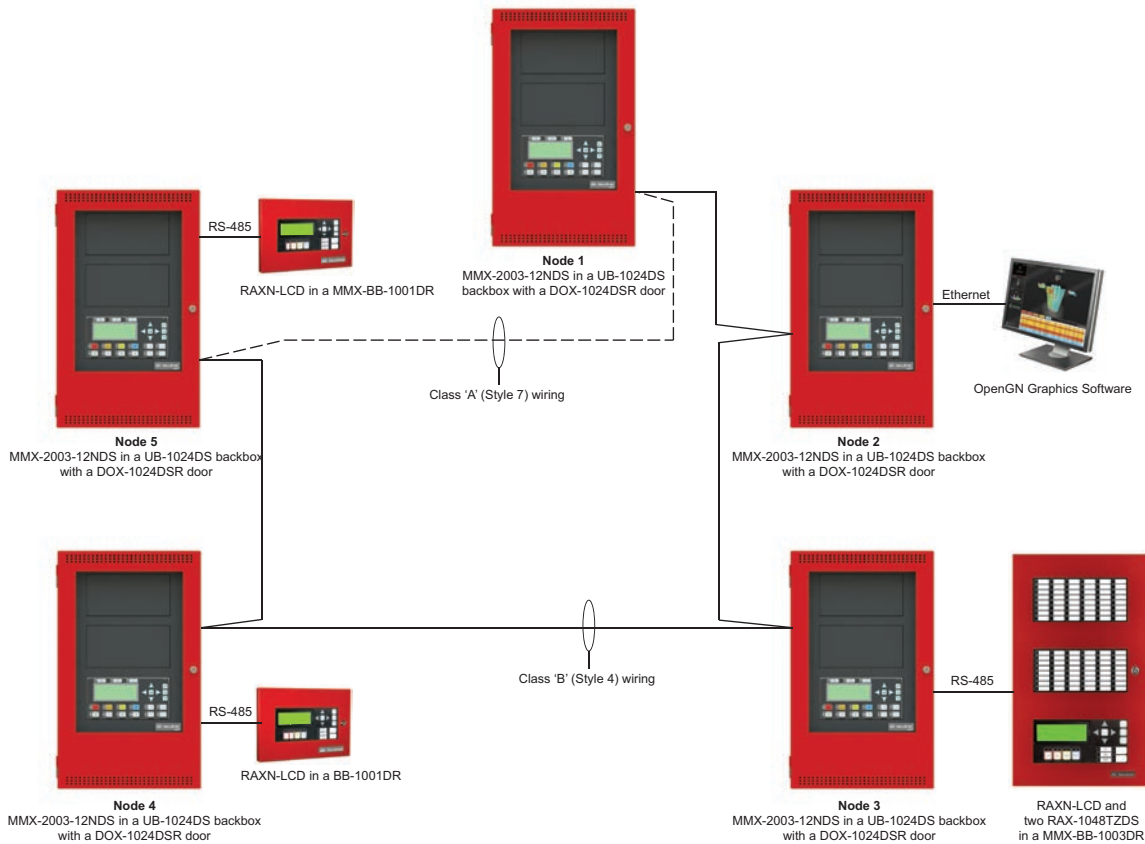


**AGD-048 Adder Graphic Driver Module**  
The AGD-048 Adder Graphic Driver Module can be used with the MGD-32 to support an additional 48 supervised outputs. The AGD-048 mounts in a graphic annunciator wallbox or in a BB-5000 Series enclosure.

Dimensions for Annunciator Module Enclosures

Model	Dimensions
MMX-BB-1001DR	9"H x 12.75"W x 1.85"D
MMX-BB-1002DR	18"H x 12.75"W x 1.85"D
MMX-BB-1003DR	26.4"H x 12.75"W x 1.85"D
MMX-BB-1008DR	33"H x 22.5"W x 1.85"D
MMX-BB-1012DR	45"H x 22.5"W x 1.85"D

## Typical MMX-2003-12NDS Networked System Configuration



## Current Consumption

Model Number	Description	Standby	Alarm
MMX-2003-12NDS	Main Chassis (12 Amp)	0.310	0.733
ALCN-792MISO/D	Isolated Quad Analog Loops	0.130	0.145
FNC-2000	Fire Network Controller Module	0.190	0.0190
FOM-2000-SP	Fiber Optics Module	0.015	0.015
FOM-CONN-MM	Fibre Optic Module Connector Multi-mode (pack of 2). Must use a FOM-2000-UM	0.042	0.042
FOM-CONN-SM	Fibre Optic Connector Single Mode (pack of 2). Must use a FOM-2000-UM	0.016	0.016
DM-1008A	8 Initiating Circuit Module	0.080	1 zone active: 0.125 2 zone active: 0.170 4 zone active: 0.275 6 zone active: 0.370 8 zone active: 0.465
SGM-1004S	4 Notification Appliance Circuit Module	0.031	0.096
RM-1008A	8 Relay Circuit Module	0.025	0.150
FDX-008	Fan Damper Control Module	0.015	0.035
UDACT-300A	Dialer Module	0.045	0.120
PR-300	City Tie Module	0.035	0.300
RAX-1048TZDS	Adder Annunciator Chassis	0.022	1 zone active: 0.026 2 zone active: 0.030 3 zone active: 0.035 4 zone active: 0.039 48 zone active: 0.262
RAM-1032TZDS	Adder Annunciator Chassis	0.050	32 zone active: 0.300
AGD-048	Adder Graphic Driver Board	0.035	# of LEDs x 4mA
IPS-2424DS	Programmable Input Switches Module	0.010	0.015
IPS-4848DS	Programmable Input Switches Module c/w 48 selector switches and 48 bi-coloured LEDs	0.010	0.022

## Ordering Information

Model	Description
<b>Network Fire Alarm Control Unit</b>	
MMX-2003-12NDS	Network Main Chassis with 12 Amp power supply. Mounts in the UB-1024DS backbox.
UB-1024DS	Universal black backbox. Requires DOX-1024DSR door.
DOX-1024DSR	Red door for UB-1024DS backbox
<b>Network Controller Modules</b>	
FNC-2000	Fire Network Controller Module
FOM-2000-SP	Fiber Optic Network Adder Module
<b>Adder Loop Controller Modules</b>	
ALCN-792MISO	Isolated Quad Loop Controller Module
ALCN-792D	Daughter board for ALC-792M Quad Loop Controller Module
<b>Adder Hardwire Modules</b>	
DM-1008A	Eight Class B (Style B) or 4 Class A (Style D) Initiating Circuit Module
SGM-1004S	Four Class A/B (Style Z/Y) Notification Appliance Circuit Module (Rated at 1.7 Amps per circuit)
RM-1008A	Eight Relay Circuit Module c/w eight form C relays (Rated for 28 VDC @ 1 Amp max. per relay)
<b>Adder Auxiliary Modules</b>	
UDACT-300A	Digital Alarm Communicator Transmitter/Dialer Module
PR-300	Polarity Reversal and City Tie Module
<b>Remote Annunciators</b>	
RAXN-LCD	Remote LCD Annunciator
RAXN-LCDG	Remote Graphic LCD Annunciator
RAM-1032TZDS	Main Remote LED Annunciator c/w 32 Bi-Colored LEDs
RAX-1048TZDS	Programmable LED Annunciator Module c/w 48 Bi-Coloured LEDs and 48 Trouble LEDs
<b>Programmable Modules</b>	
IPS-2424DS	Programmable Input Switches Module c/w 24 selector switches and 24 bi-coloured LEDs
IPS-4848DS	Programmable Input Switches Module c/w 48 selector switches and 48 bi-coloured LEDs
FDX-008W	Fan Damper Control Module c/w 8 programmable switches
FDX-008WKI	Fan Damper Control Module
<b>Enclosures for Remote Annunciators / Programmable Modules</b>	
MMX-BB-1001DR	Remote Enclosure. Houses one module.
MMX-BB-1002DR	Remote Enclosure. Houses two modules.
MMX-BB-1003DR	Remote Enclosure. Houses three modules.
MMX-BB-1008DR	Remote Enclosure. Houses eight modules.
MMX-BB-1012DR	Remote Enclosure. Houses twelve modules.
<b>Graphic Driver Modules</b>	
MGD-32	Main Graphic Driver Module c/w 32 Supervised Outputs
AGD-048	Adder Graphic Driver Module c/w 48 Supervised Outputs
<b>Graphics Software</b>	
OGN-FLSLIC-ONE	Single Fire Alarm Control Panel License (Price per connection) Requires: OGN-KEY (sold separately) Contact us for non-Secutron panel connections
OGN-FLSLIC-EXP	Fire Alarm Control Panel License for 2-9 Connections (Price per connection) Requires: OGN-KEY (sold separately) Contact us for non-Secutron panel connections
OGN-FLSLIC-STD	Fire Alarm Control Panel License for 10-99 Connections (Price per connection) Requires: OGN-KEY (sold separately) Contact us for non-Secutron panel connections
OGN-FLSLIC-ENT	Fire Alarm Control Panel License for 100+ Connections (Price per connection) Requires: OGN-KEY (sold separately) Contact us for non-Secutron panel connections
OGN-KEY	OGN License Key Stick
<b>Accessories</b>	
UIMA4	Interface for Configuring MGC Fire Panels
MGC-CONFIG-KIT4	Fire Panel Configuration KIT with UIMA4